

# iDEX Innovations for Defence Excellence

## PM Awardee

## How to register with iDEX

**Step-1** Go to iDEX(<https://idex.gov.in/>) website and click on the Login button

News Updates


- Launch of Aditi 2.0 Challenges**  
07 October 2024  
Hon'ble Raksha Mantri launched the 2nd edition of ADITI with 19 problem statements featuring challenges from the Armed Forces and allied agencies in the domains of Artificial Intelligence (AI), Quantum Technology, military communication, ant...
- 12th edition of Defence India startup Challenge**  
07 October 2024  
Hon'ble Raksha Mantri launched the 12th edition of Defence India Startup Challenge (DISC-12) with 41 problem statements across key technology domains, including Unmanned Aerial Vehicles (UAVs), AI, Networking and Communication, with grants ...
- Def Connect 4.0**  
07 October 2024  
Raksha Mantri Shri Rajnath Singh on October 07, 2024, inaugurated DefConnect 4.0 at Manekshaw Centre, Delhi Cantt, a significant step towards advancing indigenous innovation and celebrating the
- 3rd Edition of the INDUS-X**  
09 September 2024  
3rd Edition of the INDUS-X Summit convenes at Stanford University, California, USA on 09-10 Sep 2024. A Memorandum of Understanding (MoU) was signed between iDEX and the Defence Innovation Unit (DIU).

**Step-2** Click on Register Now Button.

### Log In

admin

.....



Enter Text Above

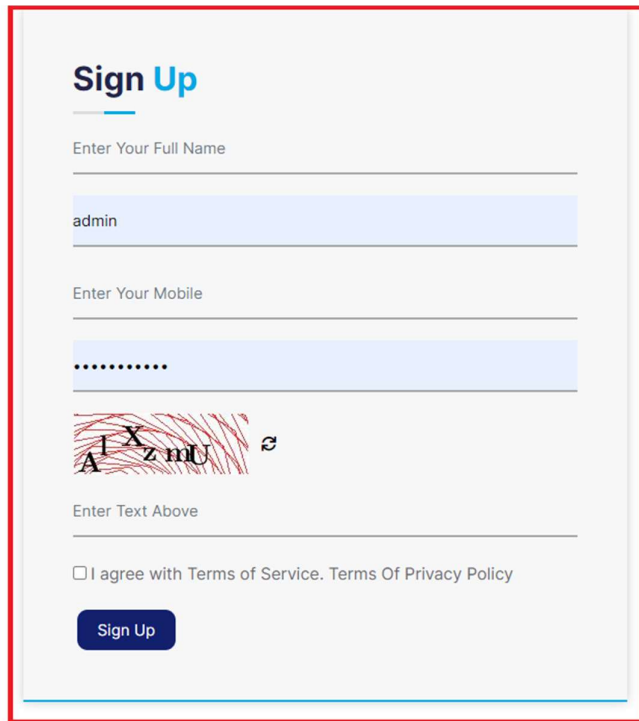
[Forgot Password](#)

### Welcome to iDEX

Don't have an account?

  
**Step-2**

**Step-3 Enter Your entire details (Please follow password guidelines)**



The 'Sign Up' form is enclosed in a red border. It features a title 'Sign Up' with a blue underline. Below the title are four input fields: 'Enter Your Full Name' (containing 'admin'), 'Enter Your Mobile' (containing '.....'), a CAPTCHA image with characters 'A', 'X', 'z', 'mU' and a symbol 'ε', and 'Enter Text Above'. At the bottom, there is a checkbox for 'I agree with Terms of Service. Terms Of Privacy Policy' and a blue 'Sign Up' button.

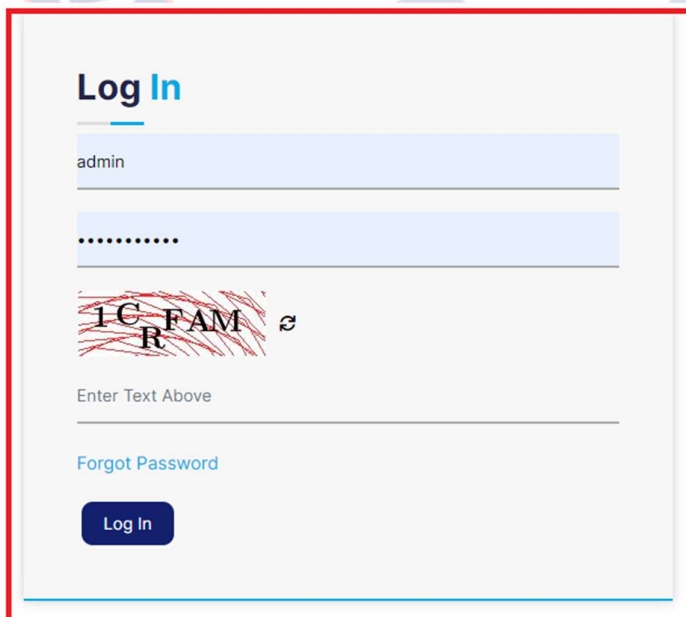
**Welcome to iDEX**

Already have an Account ?

Log In



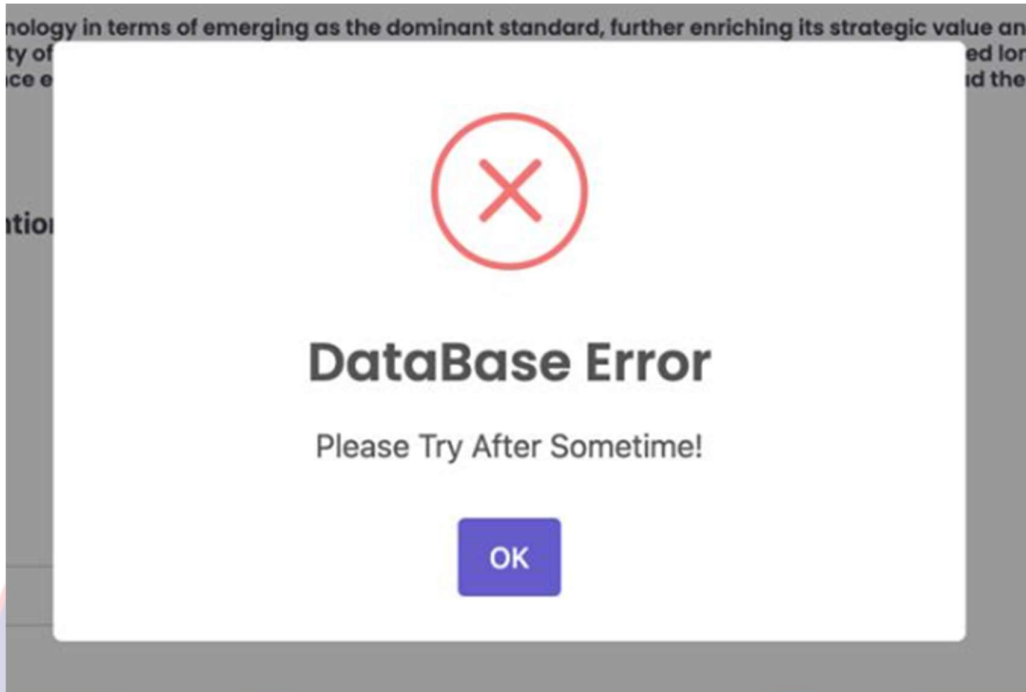
**Step-4 You're now ready to log in and apply for challenges. Now log in using your credentials.**



The 'Log In' form is enclosed in a red border. It features a title 'Log In' with a blue underline. Below the title are three input fields: 'admin', '.....', and a CAPTCHA image with characters '1C', 'FAM', 'R' and a symbol 'ε'. Below the CAPTCHA is the text 'Enter Text Above'. At the bottom, there is a blue link for 'Forgot Password' and a blue 'Log In' button.



## Troubleshooting Guide-DISC/OC Challenges



**If your application is still not submitted, kindly follow the steps for troubleshooting**

- 1. Kindly ensure all your attachments are less than 2 MB each.**

DISC 12

### Innovator Profile


Applying as\*  MSME / Startup Name (In case of Individual Innovator leave blank).

Any Registered Company [Proprietorship, LLP or Pvt Ltd] with or without DIPP startup recognition can apply under the Startup category. Any Company recognized or certified as MSME basis the definition of MSME as laid out by the Dept. of MSME can apply under the MSME category. Any other Person/Entity not qualifying either under the Startup or MSME categories can apply under the Individual innovator Category


Name\*  Gender\*  Male  Female

Phone Number\*  Email\*  Address\*  States\*

DISC 12 Challenges Name

Applicant's Resume (PDF|Size:2 MB)\*    
File size cannot be greater than 2MB!

Note: (Filename should be less than 12 characters and without any special characters)

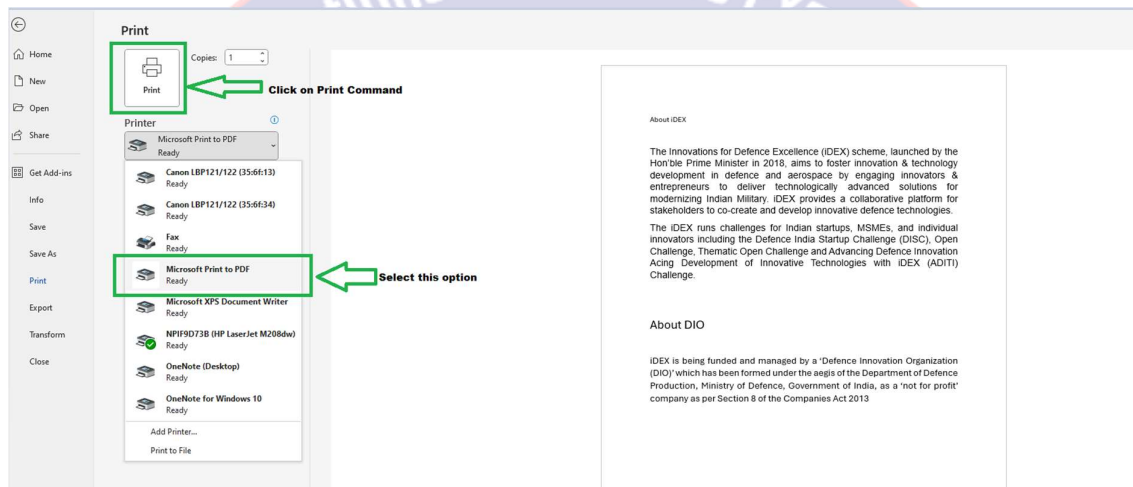
Upload Portfolio of Entity (PDF|Size:2 MB)\*    
Uploaded Successfully!

Note: (Filename should be less than 12 characters and without any special characters)

2. Rename all your attachments with names less than 10 characters, and it should not contain any special characters.



3. Recreate your pdf using the print command.



4. Resubmit your application.

